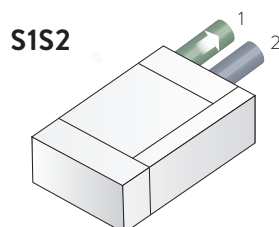
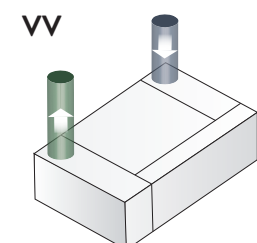
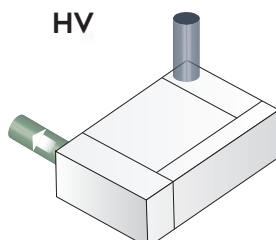
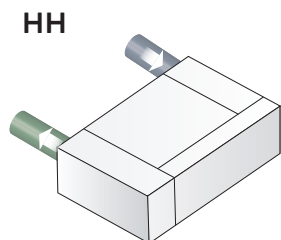


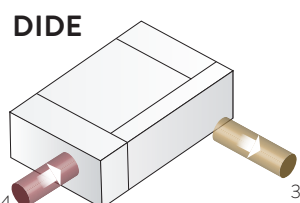
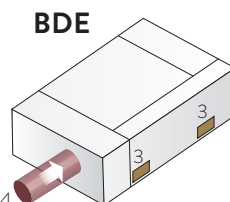
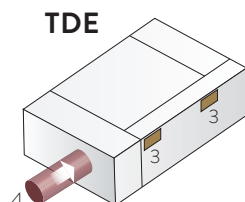
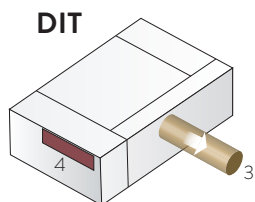
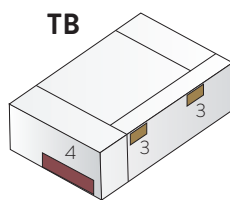
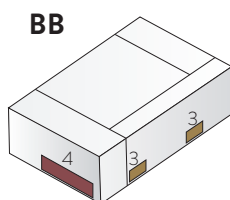
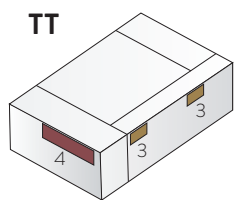
AM 1000

Versioner avluft / uteluft



- H Horisontell
- V Vertikal
- S1 Sidan (mot baksidan)
- S2 Sidan (mot fronten)
- 1 Avluft
- 2 Uteluft

Versioner tilluft / frånluft



- TT Tilluft/frånluft i topp
- BB Tilluft/frånluft i botten
- TB Tilluft i topp/frånluft i botten
- DIT Tilluft kanalansluten/frånluft i topp
- TDE Tilluft i topp/frånluft kanalansluten
- BDE Tilluft i botten/frånluft kanalansluten
- DIDE Tilluft/frånluft kanalansluten
- 3 Tilluft
- 4 Frånluft